

# Product Announcement

**Subject: Sabre 4000**

**For Immediate Release: 3/8/2007**

**For any additional information contact your local service office**

There has been a change in policy regarding the start and end dates of Daylight Savings Time (DST) in the US. The impact for Sabre 4000 system is that the operating system will not change the system clock on the correct date. We have devised a manual procedure for our Sabre 4000 users to follow.

In August 2005, the United States Congress passed the Energy Policy Act, which changes both the start and end dates of Daylight Savings Time (DST). When this law goes into effect this year, DST will start three weeks earlier (2:00 A.M. on the second Sunday in March) and will end one week later (2:00 A.M. on the first Sunday in November) than what has traditionally occurred.

## Changes in Daylight Savings Time

Previous DST Start	First Sunday of April	Would have been April 1, 2007
New law DST Start	Second Sunday of March	Will now be March 11, 2007
Previous DST End	Last Sunday of October	Would have been October 28, 2007
New law DST End	First Sunday of November	Will now be November 4, 2007

While the changes in Daylight Savings Time apply to the U.S. and Canada, the changes may impact customers based outside of North America. Companies or organizations with operations, customers, or vendors based in North America may be affected. In addition, customers who interact or integrate with systems that are based in North America or rely on date/time calculations may be impacted.

Please note that Mexico will not be following the new DST 2007 rules with the U.S. and Canada. Accordingly, DST will start in Mexico on the first Sunday of April and end the last Sunday of October. Consequently, all systems configured to use U.S. time zones will automatically update on the correct dates for Mexico.

Areas Impacted by the change in Daylight Savings Time include Canada and all of the United States except: Arizona, Hawaii, Puerto Rico, the U.S. Virgin Islands, and American Samoa.

In addition to changing your Sabre 4000, Smiths Detection advises customers to consider how the change in DST will have an impact on many automated and technology-reliant products they might use. Computer-system related impacts include, for example:

- Calendar/scheduling applications
- Date/time calculations (current and historical)
- Transaction logging (UTC vs. Local Time)

Given the broad range of technology in use today and the integration of multiple systems among a wide variety of users, Smiths Detection strongly recommends that users of Sabre 4000 systems consult with their IT managers to determine what actions should be taken to fully reintegrate their Sabre 4000 Systems with other systems in order to mitigate the impact of DST 2007 on their organizations.

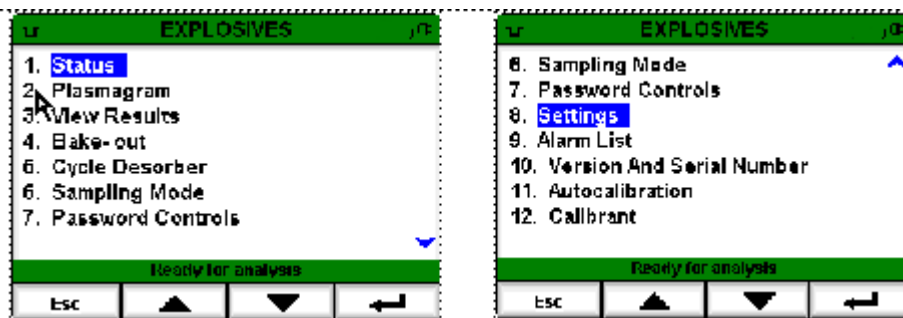
The manual DST changeover procedure is described below.  
Settings Menu - Clock

Use the following procedure to adjust the clock settings.

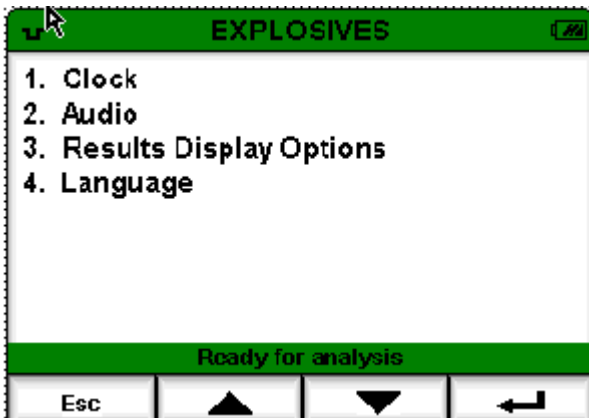
1) From the Ready screen, press the Function button to access the Function Menu screen.



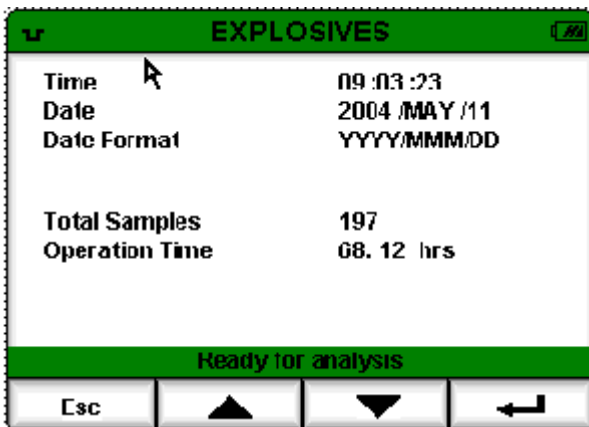
2) Using the Down button, navigate to the Settings option and press the Enter button to proceed.



3) The Settings Menu screen will appear. Using the Down button, navigate to the Clock option and press the Enter button to proceed. The Clock Settings screen will appear.



4) Using the Up or Down button, navigate to the appropriate field to be set, then press the Enter button to highlight the field.



5) Using the up or down button, adjust the settings. Press the Enter button to confirm the setting. The clock is in 24-hour format.

6) Press the Save button to save the changes and return to the Settings Menu screen.

7) On November 4<sup>th</sup>, repeat steps 1-4, and set the time back one hour.

8) Using the up or down button, adjust the settings. Press the Enter button to confirm the setting. The clock is in 24-hour format.

9) Press the Save button to save the changes and return to the Settings Menu screen.